

# 2016 ANNUAL REPORT



*Featured Courthouse – Oxford County Superior Court – South Paris, Maine*

## BOARD OF OVERSEERS OF THE BAR

CREATED BY THE MAINE SUPREME JUDICIAL COURT  
IN 1978 TO GOVERN THE CONDUCT OF LAWYERS  
AS OFFICERS OF THE COURT

# 2016 ANNUAL REPORT OF THE BOARD OF OVERSEERS OF THE BAR

---

## Table of Contents

Introduction .....	1
Mission Statement .....	1
Board Leadership and Staff.....	1
Maine Bar Rules Amendments .....	2
Boards and Commissions .....	2
Overview of the Attorney Disciplinary Process.....	3
Central Intake Office.....	3
Grievance Complaints .....	3
Fee Arbitration Commission.....	5
Professional Ethics Commission.....	5
Education and Outreach.....	6
Professional Update for Maine Lawyers and Judges.....	7
Registration.....	7
Funding .....	8
Recognizing Volunteers.....	9
Statistics	
Grievance Complaints .....	14
Fee Arbitration Petitions.....	20
Registration Statistics.....	23

Board of Overseers of the Bar  
P O Box 527  
Augusta, ME 04332-0527  
T. 207-623-1121  
F. 207-623-4175  
[www.mebaroverseers.org](http://www.mebaroverseers.org)



# **Board of Overseers of the Bar**

## **2016 Annual Report**

### **INTRODUCTION**

The Board of Overseers of the Bar was created by the Maine Supreme Judicial Court in 1978 as an independent administrative body to govern the conduct of lawyers as officers of the Court. The Board regulates attorney conduct by enforcing the Maine Bar Rules and the Maine Rules of Professional Conduct (Rules) adopted by the Court. The purpose of those Rules is to provide appropriate standards for attorneys with respect to their practice of the profession of law, including, but not limited to, their relationship(s) with their clients, the general public, other members of the legal profession, the court, and other agencies of this state.

The Board appoints members to three Commissions established by the Maine Bar Rules: the Grievance Commission, the Fee Arbitration Commission, and the Professional Ethics Commission. Three-member panels of the Fee Arbitration Commission and the Grievance Commission conduct their duties and responsibilities as defined in the Maine Bar Rules. Each panel is composed of two attorneys and one public member. The Professional Ethics Commission, consisting of eight attorneys, issues formal written advisory opinions to the Court, Board, Grievance Commission, Bar Counsel, and members of the Maine bar. Those opinions involve the interpretation and application of the Maine Rules of Professional Conduct related to specific questions about lawyer conduct.

In 2015, the Maine Supreme Judicial Court established a Guardian ad Litem Review Board as an independent unit within the Board of Overseers of the Bar to administer the regulation of guardians ad litem. The Guardian ad Litem Review Board's responsibilities include:

- proposing rules of procedure for the Guardian ad Litem Review Board complaint system for promulgation by the Maine Supreme Judicial Court and commenting on the enforceability of existing and proposed Maine Rules for Guardians ad Litem;
- annually registering rostered guardians ad litem; and
- resolution of complaints against guardians ad litem and administration of the continuing education requirements for guardians ad litem.

### **MISSION STATEMENT**

The Board's mission is to encourage and promote the competent and ethical practice of law by members of the Maine Bar, and to make these standards known to members of the public so that they have confidence in the legal profession in Maine.

The Board accomplishes its mission by:

- registering and regulating attorneys licensed to practice in Maine;
- approving and providing continuing legal education programs;
- requiring that all attorneys licensed to practice in Maine have met the Maine Supreme Judicial Court's continuing legal education standards;
- providing guidance to attorneys on ethical issues through written advisory opinions issued by the Professional Ethics Commission as well as the Ethics Helpline;

- informing members of the public of their rights concerning proper attorney behavior and the availability of fee arbitration;
- enforcing Maine’s code of ethics for attorneys; and
- endeavoring to achieve the best possible legal representation of clients through all of these measures.

**BOARD LEADERSHIP AND STAFF**

The Maine Supreme Judicial Court appoints Board members to oversee the operations of the organization. The Board is composed of six lawyers and three members of the public. Public members are appointed by the Court on the recommendation of the Governor. Board members may serve two consecutive three-year terms.

Board Members

Victoria Powers, Esq. (Chair) — Portland

Cathy A. DeMerchant (Vice Chair) — Augusta

Richard P. Dana, CPA — Cape Elizabeth

Mary A. Denison, Esq. — Winthrop

Barbara H. Furey, Esq. — Portland

Christopher L. Gaunce — Waterville

Benjamin Rogoff Gideon, Esq. — Lewiston

Judson Esty-Kendall, Esq. — Bangor

Margaret K. Minister, Esq. — Portland

Court Liaison

The Honorable Joseph M. Jabar — Augusta

Board Staff

Susan E. Adams, CLE/Registration Coordinator

Jody A. Breton, Registration Clerk

Paul W. Chaiken, Special Counsel

J. Scott Davis, Bar Counsel

Aria Eee, Deputy Bar Counsel

Kirsten M. Eubank, Assistant to Bar Counsel

Alan P. Kelley, Assistant Bar Counsel

Angela M. Morse, Board Clerk

Jennifer M. Pare, Administrative Assistant

Jacqueline M. Rogers, Executive Director

Donna L. Spillman, Senior Assistant to Bar Counsel

Marilyn L. Ware, Executive Director Assistant

**MAINE BAR RULES AMENDMENTS**

The Board is charged with the continuous study of the bar and its relation to the public and the courts for the purpose of making recommendations to the Court with respect to changes, additions, or deletions to the Maine Bar Rules. The following is a summary of proposed amendments submitted to the Maine Supreme Judicial Court:

*Rule 6 – Maintenance of Trust Accounts in Approved Institutions: IOLTA*

Amendments were proposed to properly reference the Maine Justice Foundation which in 2016 replaced the Maine Bar Foundation as the bar’s agency that helps ensure access to civil justice for low-income individuals and vulnerable Mainers.

*Rule 13 – Disciplinary Rules of Procedure*

It was proposed that identical amendments be made to Rules 13(d)(2) and 13(e)(6) requiring full disclosure of a respondent attorney’s complete sanction history to grievance complaint review panels in a manner identical to that already authorized and utilized by hearing panels.

*Rule 17 – Discovery*

Proposed amendments were submitted to mirror the discovery provisions for Court proceedings under Rule 17(b) with Grievance Commission hearing panel proceedings under Rule 17(a), regardless of whether such a Commission hearing actually occurred.

*Rule 18 – Access to Disciplinary Information*

Amendments were proposed to include the same exceptions to the general confidentiality mandates under former Maine Bar Rule 7.3(k). The omission of those exceptions within current Maine Bar Rule 18 appeared to have been inadvertent.

**OVERVIEW OF THE ATTORNEY DISCIPLINARY PROCESS**

The purpose of the lawyer disciplinary system is to protect the public, the courts, and the legal profession from attorneys who do not meet their ethical responsibilities under the Maine Bar Rules and the Maine Rules of Professional Conduct.

The Maine Supreme Judicial Court has inherent jurisdiction over members of Maine’s legal profession and matters of attorney discipline. The Court has the power to promulgate and, in its discretion, amend the rules regarding attorney discipline, including the Maine Bar Rules and the Maine Rules of Professional Conduct. The Court established the Board of Overseers of the Bar as its disciplinary arm. It appoints its members and designates those who shall serve as Board Chair and Vice Chair. The Court has the exclusive authority to impose the most severe disciplinary sanctions: suspension and disbarment.

**CENTRAL INTAKE OFFICE**

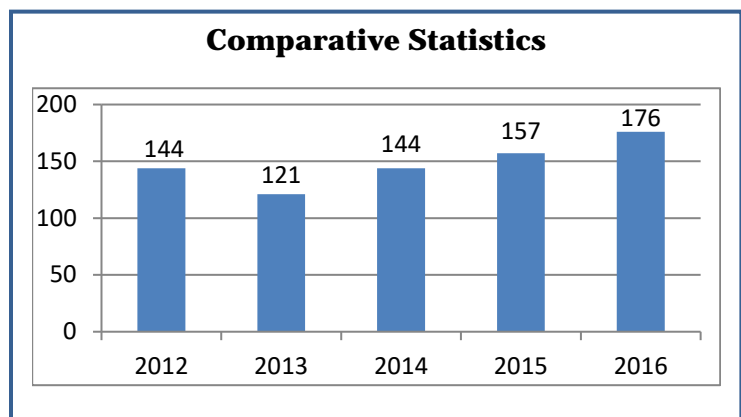
The Central Intake Office provides assistance to members of the public who may wish to lodge a complaint against a licensed Maine attorney. The Central Intake Office is staffed by the Board Clerk who is a licensed Maine attorney. While the Central Intake Office does not provide legal advice, it provides the expertise needed to assist complainants in identifying problems and stating their complaints, suggest alternative ways to deal with a dispute, and make timely referrals to appropriate agencies.

The Central Intake also screens and docket all new grievance complaints submitted to the Board. If the Board Clerk determines that a grievance complaint does not allege professional misconduct, the complaint will be dismissed and the complainant will receive a written explanation for the dismissal. The complainant has twenty-one days to request that a public member (non-attorney) of the Board or the Grievance Commission review the dismissal. In 2016, the Central Intake Office dismissed 67 grievance complaints of which six public member review requests were received.

**GRIEVANCE COMPLAINTS**

Grievance complaints that allege a violation of the Maine Rules of Professional Conduct or the Maine Bar Rules are assigned to the office of Bar Counsel. In 2016, Bar Counsel received 176 grievance complaints.

After review, Bar Counsel may dismiss a grievance complaint, with or without an investigation, upon the determination that a professional conduct violation did not occur. In instances where Bar Counsel determines that misconduct did occur, the grievance



complaint will be reviewed by a three-member panel of the Grievance Commission pursuant to revised Maine Bar Rule

13(d). Case reviews are not hearings and neither the complainant, the respondent attorney, or members of the public may participate or attend the review. After review, the panel may dismiss a case where no misconduct is found, dismiss a case with a warning where there is minor misconduct that is unlikely to be repeated, or, in cases of more serious apparent misconduct, direct Bar Counsel to file formal charges.

If a matter is to be resolved by a formal proceeding, Bar Counsel prepares and files formal charges with the Board Clerk. The Board Clerk then assigns the Grievance Commission File to a new three-member panel of the Grievance Commission for hearing. Grievance Commission panels hold public disciplinary hearings in accordance with Maine Bar Rule 14(a).

At the disciplinary hearing, the parties are entitled to be heard, to present evidence, and to cross-examine witnesses. Following the disciplinary hearing, the panel shall issue a written report containing its findings of fact, conclusions of law, and application of any relevant factors with respect to appropriate sanctions for misconduct. In 2016, the Grievance Commission issued 24 hearing decisions pursuant to Maine Bar Rule 13(e)(9). At the close of 2016, there were 40 pending GCF matters.

**Bar Counsel Dispositions**

Dismissal with Investigation .....	117	Stay Issued.....	4
Dismissal without Investigation.....	36		

**Grievance Commission Dispositions**

**Case Review**

Deferral .....	2
Dismissal.....	6
Dismissal with Warning.....	17
Probable Cause for Hearing.....	18

**Hearing**

Admonition.....	7
Reprimand.....	13
Reprimand with Probation.....	3

**Single Justice/Law Court Dispositions**

**Administrative Reinstatement**

Approved.....	6
Disbarment .....	1
<b>Receivership</b>	
Appointment.....	11
Discharge .....	12

**Reciprocal Discipline**

Reprimand .....	1
Suspension.....	1

Surrender.....	2
Suspended Suspension with Probation .....	1
Suspended Suspension with Probation and Monitoring.....	1
Suspension Terminated.....	1

**Miscellaneous**

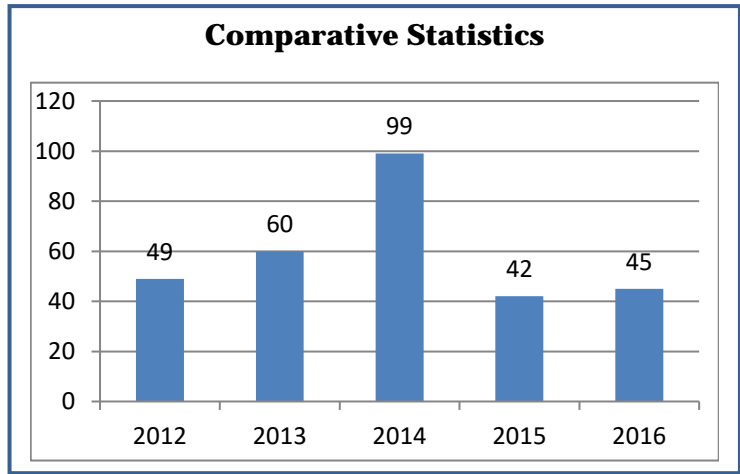
Decision Affirmed.....	1
Decision Stayed .....	1
Information Authorized.....	1
Judgment Affirmed .....	1

**FEE ARBITRATION COMMISSION**

The Fee Arbitration Commission provides for the arbitration of disputes concerning attorney legal fees. When informal attempts at settlement are unsuccessful, fee arbitration provides clients (Petitioners) and licensed Maine attorneys (Respondents) with an impartial and expeditious out-of-court option for resolving fee disputes. Proceedings before the Fee Arbitration Commission are initiated by the filing of a completed Fee Arbitration Petition.

The Board docketed 45 fee arbitration petitions in 2016. Over the course of the year, 20 fee dispute matters were dismissed, settled, or withdrawn prior to hearing.

If settlement efforts prove unsuccessful, Fee Arbitration hearings are scheduled before three-member panels of the Board’s Fee Arbitration Commission. The Fee Arbitration Commission consists of five geographically distributed panels. Each panel comprises two lawyers and one non-lawyer public member of the Commission. At Fee Arbitration



hearings, the convened panel takes testimony, considers relevant and material evidence, and requests additional evidence as necessary to understand and resolve the dispute. The parties are entitled to be heard, to present evidence, and to cross-examine witnesses. The decision of the arbitration panel is expressed in a written Award and Determination accompanied by a Confidential Addendum outlining the specific reasons for an award. In 2016, Fee Arbitration Commission panels heard and rendered Awards in 24 cases. Of those cases, the Commission decided in favor of the petitioner in 11 matters and in favor of the respondent attorney in 13 cases. At year-end, 14 fee arbitration matters remained pending.

**Fee Arbitration Commission Dispositions**

Award to Petitioner .....	11	Dismissed/Settled.....	20
Award to Respondent.....	13		

**PROFESSIONAL ETHICS COMMISSION**

The Professional Ethics Commission (PEC) issues advisory opinions to the Court, Board, Bar Counsel, and to the Grievance Commission on matters involving the interpretation and application of the Maine Rules of Professional Conduct (MRPC) to specific issues and questions. The PEC also issues advisory opinions on ethical questions posed by members of the bar. In 2016, the PEC issued two formal opinions:

*Opinion 213, Confidentiality Restrictions Concerning Old Inactive Client Files Having Potential Historical Significance.*

The question presented was under what circumstances may a law firm donate very old inactive client files with historical significance to a library or educational institution? The PEC concluded that absent a reasonably reliable indication of informed consent or some other exception to the confidentiality restrictions imposed by M. R. Prof. Conduct 1.6, or a meaningful ability to determine the materials held by the attorney were not client “confidences” or “secrets,” the attorney may not divulge the confidential materials in that attorney’s possession despite the passage of time and the possible historical significance of those materials.

*Opinion 214, Providing Advice Concerning Maine’s Medical Marijuana Act – Proposed Revisions to M. R. Prof. Conduct 1.2(e).*

In this opinion, the PEC once again discussed the problems and ethical issues involved under M. R. Prof. Conduct 1.2 for attorneys providing advice or assistance to clients in reference to Maine’s Medical Marijuana Act, which conflicts with the Federal statutory prohibition against the distribution and possession of marijuana. Accordingly, based upon a re-evaluation of its earlier Opinion 199 (July 7, 2010), the PEC recommended that Rule 1.2 be amended (consistent with similar changes enacted by other states) to include language that allows a lawyer to “...(3) counsel or assist a client regarding conduct expressly permitted by Maine law, provided that the lawyer counsels the client about the legal consequences, under applicable law, of the client’s proposed conduct.” \*

*\*After a studied review and consideration of that proposed amendment as set forth within Opinion 214, the Advisory Committee on the Rules of Professional Conduct declined to submit that suggested Rule amendment to the Court. As a result, upon its own further review and analysis, on March 1, 2017, the PEC issued Opinion 215 that effectively replaces Opinion 214 on this subject. Accordingly, in Opinion 215 the PEC opined that, “...notwithstanding current federal laws regarding use and sale of marijuana, Rule 1.2 is not a bar to assisting clients to engage in conduct that the attorney reasonably believes is permitted by Maine laws regarding medical and recreational marijuana...”*

A complete list of the PEC’s current formal opinions is published on the Board’s website.

## **EDUCATION AND OUTREACH**

### MCLE Seminars Approved by the Board

In conjunction with annual registration, the Board administers attorney compliance with Maine Bar Rule 5 — Continuing Legal Education (formerly Maine Bar Rule 12). Active attorneys are required to annually complete eleven hours of approved continuing legal education programming, including one hour of ethics or professionalism. In 2016, the Board approved 3099 courses that were submitted by 475 providers, offering a wide variety of live and self-study options.

### CLE Presentations

The Board is committed to educating lawyers about the ethical considerations surrounding their law practice and ways to avoid common rule violations. In December 2016, the Board co-sponsored a free seminar with the Maine State Bar Association entitled, “The 6th Annual Legal Ethics Seminar.” Attended by more than 200 attorneys, the seminar included topics such as fiduciary service, “the Home Court Act,” the paperless office, and Proactive Management-Based Regulation. Speakers offered their perspectives on current practices and related professional standards and ethical concerns. The Board was fortunate to have jurists, practitioners, and other professional regulators join in its annual presentation.

### Speaking Engagements

As part of this ongoing initiative, the Board presented at 32 continuing legal education seminars across the state, partnering with the MSBA, various county bars and other legal entities to provide education on multiple ethics topics. Through those educational opportunities, Bar Counsel offered guidance on practice management, how to avoid ethical problems, updates on disciplinary decisions, and trends in the realm of ethics and professionalism. Bar Counsel welcomes the opportunity to provide CLE presentations to Maine lawyers and members of their staff on issues concerning ethics and professional responsibility.



Ethics Helpline

Bar Counsel, through the Ethics Helpline, provides informal ethics and professional responsibility advice to Maine attorneys. Bar Counsel will only provide advice concerning the conduct of the inquiring attorney or another member of that attorney’s law firm. Maine Bar Rule 2(c) prohibits Bar Counsel from advising an inquiring attorney about another attorney’s actual or hypothetical conduct. See also Advisory Opinions #67 and #171. In 2016, Bar Counsel fielded 884 helpline calls; by comparison, 822 calls were received in 2015. The top ten subjects of inquiry were:

**THE ETHICS HELPLINE NUMBER IS  
207-623-1122**

- |   |                                       |
|---|---------------------------------------|
| 1. Conflicts of Interest                      | 6. Grievance and Discipline Process   |
| 2. Practice Management Concerns               | 7. Client with Diminished Capacity    |
| 3. Client Confidentiality                     | 8. Fees Concerns                      |
| 4. Termination/Withdrawal from Representation | 9. Trust Accounts/Financial Concerns  |
| 5. Contact with Opposing Counsel              | 10. Reporting Professional Misconduct |

Publications

The Board publishes a Handbook for a Receiver of the Law Practice of a Disabled or Missing or Deceased (“DMD”) Maine Attorney and a Practice Closing Guide. Both publications are available in PDF format on the Board’s website. The Board also publishes and distributes brochures to the public regarding how to file a grievance complaint and/or a fee arbitration petition.

**PROFESSIONAL UPDATE FOR MAINE LAWYERS AND JUDGES**

As part of the Board’s ongoing educational outreach to members of the bar, the Board publishes a bi-monthly digital newsletter entitled *Professional Update for Maine Lawyers and Judges*. In addition to administrative updates, statistical data, notice of rule amendments, and Court news, Bar Counsel publishes a regular feature entitled *Bar Counsel Notes* which provides timely ethical guidance to members of the bar. The newsletter regularly features “Enduring Ethics Opinion” concerning earlier advisory opinions issued by the Professional Ethics Commission that remain relevant and in effect under the Maine Rules of Professional Conduct.

**REGISTRATION**

The Board maintains a roster of attorneys who are active members of the Maine bar, as well as records of inactive, resigned, suspended, and disbarred attorneys. At year-end, the active registration roster total was 5,319, representing an increase of seventeen attorneys over the prior year or .032%.

Demographics

- At year-end, the Maine bar had 5,319 active members, of which 3,939 (74%) were resident attorneys. The roster increased by seventeen attorneys over the prior year.
- A majority of the resident attorneys — 51% — resided or practiced in Cumberland County. The next most populous counties were Kennebec (12%), Penobscot (9%), and York (8%).
- Approximately 44% of resident attorneys are over the age of sixty and 12% are under thirty-five. Fifty-five percent of the resident attorneys under the age of thirty-five work or reside in Cumberland County.

<b>Registration Statistics</b>	
<i>Resident</i>	
Active	3,818
Emeritus	5
Federal Judiciary	12
Maine Judiciary	74
Law Clerk	30
<b>Subtotal:</b>	<b>3,939</b>
<i>Non-Resident</i>	
Active	1,377
Law Clerk	3
<b>Subtotal:</b>	<b>1,380</b>
<b>Total:</b>	<b>5,319</b>

- The average age of all active attorneys was 52.3 years old. The age span of active attorneys ranged from 24 to 94 years old.
- Overall, there are more men than women attorneys in Maine. Men accounted for 64% and women accounted for 36% of the bar.
- The majority of resident active attorneys, 65%, were in private practice.

#### Administrative Suspensions

Maine Bar Rule 4 requires attorneys to annually renew their license with the Board. In 2016, 80 attorneys were administratively suspended for failing to complete the registration process.

#### **FUNDING**

The Board is subject to the oversight of the Maine Supreme Judicial Court. The Board is self-funded from annual license fees charged to members of the bar. No public taxpayer monies are used to subsidize its operations. The Board operates on a fiscal year of July 1 through June 30. Its annual budget is reviewed and approved by the Court. In 2016, the Court increased the annual license fee charged to active attorneys to a total of \$265, which is shared as follows: \$225 to the Board, \$20 to the Lawyers' Fund for Client Protection, and \$20 to the Maine Assistance Program for Lawyers and Judges. At the conclusion of each fiscal year an audit of the Board's financial statements is conducted pursuant to the Maine Bar Rules. As of June 30, 2016, the Fund Balance stood at \$532,844.



## **RECOGNIZING VOLUNTEERS**

The Board fulfills its mission with the assistance of volunteer attorneys and members of the public. Collectively, they devote hundreds of hours each year to protect the public. The work of the Board could not be accomplished without the donation of their time, talent, and expertise.

### **RECEIVER RECOGNITION**

Lawyers are specially appointed as Receivers by the Court pursuant to Maine Bar Rule 32 to wind down the practices of attorneys that are determined to be disabled, missing, deceased, or disqualified from practice due to discipline. As a service to the public and the bar, Receivers have donated countless hours to ensure that clients and the public are protected. The Board conveys its appreciation to the following attorneys for their dedicated efforts toward completion of their Receiver work in 2016:

Anthony Beardsley, Esq. — Acadia Law Group, Ellsworth

Harry Center, Esq. — Woodman Edmands Danylik Austin Smith & Jacques, P.A, Biddeford

Donald Gasink, Esq. — Augusta

Kurt Klebe, Esq. — Verrill Dana, LLP Portland

Bruce R. Johnson, Esq. — Johnson & Associates, York

Jane Makela, Esq. — Cumberland

Sarah McDaniel, Esq. — Douglas McDaniel Campo & Schools, LLC, PA, Westbrook

Anita M. St. Onge, Esq. — Portland

Marsha Weeks Traill, Esq. — Gorham

Michael Wiers, Esq. — Newport

Roberta Winchell, Esq. — Winchell Law, Bangor

Lester Wilkinson, Esq. — Lipman & Katz, Augusta

### **PROFESSIONAL ETHICS COMMISSION**

The Professional Ethics Commission is a body of eight-members appointed by the Board pursuant to Maine Bar Rule 8.

Robert J. Stolt, Esq. (Chair) — Augusta

James M. Bowie, Esq. — Portland

John B. Cole, Esq. — Lewiston

Rita M. Farry, Esq. — Yarmouth

David L. Herzer, Jr., Esq. — Portland

Barry K. Mills, Esq. — Ellsworth

Anne-Marie L. Storey, Esq. — Bangor

Allan A. Toubman, Esq. — Rockland

## GRIEVANCE COMMISSION

Members of the Grievance Commission are appointed by the Board pursuant to Maine Bar Rule 9.

Sarah McPartland-Good, Esq. (Chair) — Orono

Robert S. Hark, Esq. (Vice Chair) — Portland

David S. Abramson, Esq. — Portland

John Alfano — Biddeford

Stephanie P. Anderson, Esq. — Portland

John J. Aromando, Esq. — Portland

Michael W. Arthur, LCPC — Brunswick

Daniel P. Belyea — Bangor

Frank H. Bishop, Esq. — Presque Isle

Celine M. Boyle, Esq. — Saco

M. Ray Bradford, Jr., Esq. — Bangor

L. Dennis Carrillo, Esq. — Waterville

Margaret T. Clancey — Orono

Peter Clifford, Esq. — Kennebunk

Teresa M. Cloutier, Esq. — Augusta

Sallie M. Crittendon — Harpswell

Richard P. Dana, C.P.A. — Cape Elizabeth

Steven E. Diaz, MD — Waterville

Emilie Van Eeghen — Canaan

David J. Fletcher, Esq. — Calais

Robert S. Frank, Esq. — Portland

John P. Gause, Esq. — Bangor

Franklin D. Gooding — Saco

Catherine L. Haynes, Esq. — Ellsworth

Jennifer E. Hoopes, Esq. — Portland

A.J. Hungerford, Esq. — Portland

Jonathan Huntington, Esq. — Wayne

Gretchen L. Jones, Esq. — Brunswick

Thomas H. Kelley, Esq. — Portland

Jud Knox — York

Justin D. LeBlanc, Esq. — Portland

Sophia Leotsakos-Wilson — Orono

James A. McKenna III, Esq. — Hallowell

Cynthia M. Mehnert, Esq. — Bangor

Catherine C. Miller, Esq. — Portland

Elizabeth Shradel Miller — Augusta

James Edward Nelson — Saco

Margaret J. Palmer, Ph.D. — New Gloucester

Carolyn A. Silsby, Esq. — Augusta

Diane A. Tennes Ph.D., LADC — Bangor

Lisa K. Toner, Esq. — Portland

Harold Stewart, Esq. — Presque Isle

Vendean V. Vafiades, Esq. — Portland

Milton R. Wright — Readfield

**FEE ARBITRATION COMMISSION**

Members of the Fee Arbitration Commission are appointed by the Board pursuant to Maine Bar Rule 7.

Daniel J. Mitchell, Esq. (Chair) — Portland	Naomi H. Honeth, Esq. — Portland
Rebecca A. Cayford, Esq. (Vice Chair) — Skowhegan	Neil D. Jamieson, Jr., Esq. — Saco
Brett D. Baber, Esq. — Bangor	Blair A. Jones, Esq. — Portland
Edmond J. Bearor, Esq. — Bangor	Dennis L. Jones, Esq. — Farmingdale
Paul F. Bolin — Bangor	Heidi J. Kinney — Orrington
Michael J. Colleran, Esq. — Augusta	Michael J. Levey, Esq. — Winthrop
Steven E. Cope, Esq. — Portland	William P. Logan, Esq. — Augusta
Rick Dacri — Kennebunk	F. Todd Lowell, Esq. — Bangor
Mary A. Davis, Esq. — Portland	Nancy Macirowski, Esq. — Augusta
Kristina M. Donovan, Esq. — Auburn	Peter T. Marchesi, Esq. — Waterville
Susan E. Driscoll, Esq. — Kennebunk	Jon S. Oxman, Esq. — Auburn
Arthur H. Dumas, Esq. — Sanford	Lori M. Pelletier — Kennebunk
Thomas P. Elias, Esq. — York	Michael R. Poulin, Esq. — Auburn
Philip D. Fearon — Saco	Michael B. Reynolds — Raymond
Jeffrey William Fitch — Bangor	Daniel J. Stevens, Esq. — Augusta
Carrie Folsom, Esq. — Lewiston	Timothy C. Woodcock, Esq. — Bangor
Sandra Hodge — Alna	

**SPECIAL RECOGNITION**

The following commission members' service ended in 2016:

**FEE ARBITRATION COMMISSION**

Edmond J. Bearor, Esq. — Bangor	John S. Oxman, Esq. — Auburn
Rebecca A. Cayford, Esq. — Skowhegan	
Michael J. Levey, Esq. — Winthrop	

**GRIEVANCE COMMISSION**

John Alfano — Biddeford	Hon. Harold L. Stewart II
-------------------------	---------------------------

**PROFESSIONAL ETHICS COMMISSION**

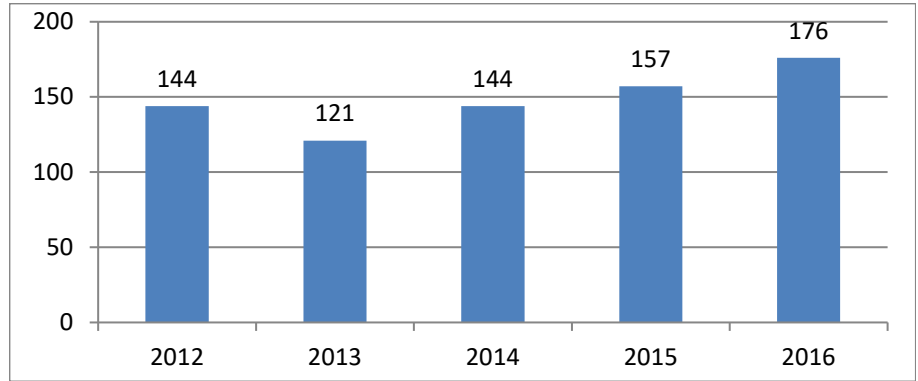
Rita M. Farry, Esq. — Westbrook	Allan A. Toubman, Esq. — Rockland
Robert J. Stolt, Esq. — Augusta	



## GRIEVANCE COMMISSION FILES

### Grievance Complaints

Year	Total	Variance
2012	144	-15.29%
2013	121	-15.97%
2014	144	19.01%
2015	157	9.03%
2016	176	12.10%



### Respondents by County

	2012		2013		2014		2014		2016	
Androscoggin	9	6.25%	7	5.79%	13	8.97%	13	8.28%	16	9.09%
Aroostook	4	2.78%	10	8.26%	5	3.45%	4	2.55%	7	3.98%
Cumberland	64	44.44%	27	22.31%	33	22.76%	54	34.39%	57	32.39%
Franklin	2	1.39%	4	3.31%	2	1.38%	0	0%	2	1.14%
Hancock	3	2.08%	4	3.31%	8	5.52%	7	4.46%	3	1.70%
Kennebec	7	4.86%	6	4.96%	19	13.10%	16	10.19%	17	9.66%
Knox	3	2.08%	6	4.96%	5	3.45%	10	6.37%	5	2.84%
Lincoln	3	2.08%	4	3.31%	2	1.38%	0	0%	4	2.27%
Oxford	2	1.39%	0	0%	3	2.07%	5	3.18%	9	5.11%
Penobscot	20	13.89%	18	14.88%	18	12.41%	9	5.73%	14	7.95%
Piscataquis	0	0%	2	1.65%	0	0%	0	0%	0	0%
Sagadahoc	1	0.69%	3	2.48%	5	3.45%	1	0.64%	5	2.84%
Somerset	2	1.39%	1	0.83%	0	0%	3	1.91%	2	1.14%
Waldo	2	1.39%	0	0%	1	0.69%	10	6.37%	2	1.14%
Washington	0	0%	2	1.65%	1	0.69%	0	0%	2	1.14%
York	11	7.64%	15	12.40%	17	11.72%	11	7.01%	15	8.52%
Out-of-State	11	7.64%	12	9.92%	13	8.97%	14	8.92%	16	9.09%
<b>Total:</b>	<b>144</b>		<b>121</b>		<b>145</b>		<b>157</b>		<b>176</b>	

Note: Above statistics generated from the date of docketing the grievance complaint.

## GRIEVANCE COMMISSION FILES

### Area of Law

	2012		2013		2014		2015		2016	
Administrative	0	0%	0	0%	0	0%	18	11.46%	0	0%
Admin./Municipal	1	0.69%	3	2.48%	2	1.38%	2	1.27%	1	0.57%
Appellate	1	0.69%	0	0%	0	0%	0	0%	1	0.57%
Bankruptcy	5	3.47%	4	3.31%	3	2.07%	5	3.18%	8	4.55%
Child Protection	1	0.69%	2	1.65%	2	1.38%	0	0%	2	1.14%
Civil Rights	0	0%	1	0.83%	0	0%	0	0%	0	0%
Collections	4	2.78%	3	2.48%	0	0%	2	1.27%	1	0.57%
Commercial/Business	11	7.64%	2	1.65%	2	1.38%	3	1.91%	2	1.14%
Contracts/Consumer	1	0.69%	1	0.83%	2	1.38%	4	2.55%	3	1.70%
Corporate	1	0.69%	1	0.83%	0	0%	0	0%	0	0%
Criminal Conviction	0	0%	1	0.83%	1	0.69%	0	0%	0	0%
Criminal	19	13.19%	13	10.74%	24	16.55%	23	14.65%	30	17.05%
Elder	0	0%	0	0%	0	0%	1	0.64%	0	0%
Election	0	0%	1	0.83%	0	0%	0	0%	1	0.57%
Employment	3	2.08%	0	0%	1	0.69%	3	1.91%	1	0.57%
Family	38	26.39%	29	23.97%	34	23.45%	25	15.92%	34	19.32%
Foreclosure Law	3	2.08%	1	0.83%	1	0.69%	5	3.18%	2	1.14%
General Practice	5	3.47%	6	4.96%	21	14.48%	3	1.91%	8	4.55%
Health	0	0%	1	0.83%	0	0%	0	0%	2	1.14%
Immigration	0	0%	1	0.83%	4	2.76%	1	0.64%	0	0%
Insurance	0	0%	2	1.65%	0	0%	1	0.64%	0	0%
Landlord/Tenant	1	0.69%	16	13.22%	1	0.69%	2	1.27%	4	2.27%
Practice Management	13	9.03%	0	0%	2	1.38%	1	0.64%	1	0.57%
Litigation/Civil	0	0%	0	0%	0	0%	2	1.27%	1	0.57%
Municipal	0	0%	0	0%	2	1.38%	1	0.64%	1	0.57%
PFA/Harassment	3	2.08%	0	0%	2	1.38%	2	1.27%	8	4.55%
Real Estate	15	10.42%	14	11.57%	15	10.34%	14	8.92%	23	13.07%
Reinstatement	0	0%	0	0%	0	0%	1	0.64%	0	0%
Social Security	1	0.69%	0	0%	2	1.38%	2	1.27%	2	1.14%
Taxation	0	0%	0	0%	1	0.69%	0	0%	0	0%
Torts	6	4.17%	6	4.96%	7	4.83%	10	6.37%	10	5.68%
Wills/Estates/Probate	6	4.17%	11	9.09%	14	9.66%	16	10.19%	17	9.66%
Workers' Comp.	3	2.08%	1	0.83%	2	1.38%	4	2.55%	0	0%
Other/Unknown	3	2.08%	1	0.83%	0	0%	6	3.82%	13	7.39%
<b>Total:</b>	<b>144</b>		<b>121</b>		<b>145</b>		<b>157</b>		<b>176</b>	

Note: Above statistics generated from the date of docketing the grievance complaint.

## GRIEVANCE COMMISSION FILES

### Respondent Firm Size

	2012		2013		2014		2015		2016	
1	64	44.44%	63	52.07%	65	44.83%	62	39.49%	72	40.91%
2 - 5	42	29.17%	42	34.71%	52	35.86%	48	30.57%	67	38.07%
6 - 9	10	6.94%	9	7.44%	7	4.83%	15	9.55%	13	7.39%
10 - 19	7	4.86%	1	0.83%	7	4.83%	15	9.55%	11	6.25%
20 - 49	7	4.86%	3	2.48%	5	3.45%	8	5.10%	5	2.84%
50 - 99	0	0%	0	0%	2	1.38%	0	0%	0	0%
≥100	6	4.17%	0	0%	0	0%	4	2.55%	5	2.84%
Unknown	8	5.56%	3	2.48%	7	4.83%	5	3.18%	3	1.70%
<b>Total:</b>	<b>144</b>		<b>121</b>		<b>145</b>		<b>157</b>		<b>176</b>	

### Respondent Age

	2012		2013		2014		2015		2016	
29 or less	1	0.69%	0	0%	0	0%	0	0%	2	1.14%
30 - 34	2	1.39%	8	6.61%	7	4.83%	4	2.55%	10	5.68%
35 - 39	14	9.72%	7	5.79%	11	7.59%	11	7.01%	11	6.25%
40 - 44	19	13.19%	19	15.70%	19	13.10%	14	8.92%	24	13.64%
45 - 49	19	13.19%	11	9.09%	28	19.31%	16	10.19%	21	11.93%
50 - 54	25	17.36%	17	14.05%	21	14.48%	14	8.92%	25	14.20%
55 - 59	17	11.81%	18	14.88%	16	11.03%	15	9.55%	19	10.80%
60 - 64	15	10.42%	19	15.70%	23	15.86%	18	11.46%	35	19.89%
65-69	22	15.28%	16	13.22%	13	8.97%	36	22.93%	18	10.23%
≥70	8	5.56%	6	4.96%	7	4.83%	21	13.38%	11	6.25%
Unknown	2	1.39%	0	0%	0	0%	8	5.10%	0	0%
<b>Total:</b>	<b>144</b>		<b>121</b>		<b>145</b>		<b>157</b>		<b>176</b>	

### Complaint Source

	2012		2013		2014		2015		2016	
Attorney	11	7.64%	15	12.40%	29	20%	10	6.37%	10	5.68%
Beneficiary	0	0%	0	0%	0	0%	7	4.46%	8	4.55%
Client	73	50.69%	61	50.41%	74	51.03%	54	34.39%	62	35.23%
Court Order	0	0%	0	0%	1	0.69%	1	0.64%	0	0%
Judge	0	0%	3	2.48%	0	0%	2	1.27%	1	0.57%
Law Enforcement	0	0%	0	0%	0	0%	0	0%	0	0%
Opposing Counsel	0	0%	2	1.65%	5	3.45%	4	2.55%	2	1.14%
Opposing Party	29	20.14%	16	13.22%	9	6.21%	34	21.66%	64	36.36%
Party	0	0%	0	0%	0	0%	2	1.27%	2	1.14%
Self-Report	0	0%	0	0%	0	0%	2	1.27%	1	0.57%
Sua Sponte	13	9.03%	20	16.53%	11	7.59%	22	14.01%	7	3.98%
Vendor	1	0.69%	0	0%	0	0%	1	0.64%	5	2.84%
Other	17	11.81%	4	3.31%	16	11.03%	18	11.46%	14	7.95%
<b>Total:</b>	<b>144</b>		<b>121</b>		<b>145</b>		<b>157</b>		<b>176</b>	

Note: Above statistics generated from the date of docketing the grievance complaint.



## GRIEVANCE COMMISSION AND COURT MATTERS

### Sanction Cases by Area of Law\*

	2012		2013		2014		2015		2016	
Admin. Suspension	0	0%	0	0%	0	0%	9	23.08%	0	0%
Admin./Municipal	0	0%	2	3.39%	3	4.23%	0	0%	0	0%
Appellate Law	1	2.27%	0	0%	0	0%	0	0%	0	0%
Bankruptcy Law	0	0%	1	1.69%	1	1.41%	1	2.56%	0	0%
Child Protection Law	0	0%	2	3.39%	1	1.41%	0	0%	2	11.76%
Collections Law	0	0%	0	0%	0	0%	0	0%	0	0%
Commercial/Business	1	2.27%	1	1.69%	2	2.82%	0	0%	0	0%
Contracts/Consumer	0	0%	1	1.69%	1	1.41%	0	0%	0	0%
Corporate Law	1	2.27%	0	0%	0	0%	0	0%	0	0%
Criminal Law	5	11.36%	4	6.78%	9	12.68%	2	5.13%	2	11.76%
Employment Law	0	0%	0	0%	0	0%	2	5.13%	0	0%
Family Law	18	40.91%	8	13.56%	17	23.94%	3	7.69%	2	11.76%
Foreclosure Law	0	0%	1	1.69%	0	0%	0	0%	0	0%
General Practice	3	6.82%	5	8.47%	14	19.72%	6	15.38%	5	29.41%
Health Law	0	0%	0	0%	0	0%	0	0%	1	5.88%
Immigration	0	0%	0	0%	2	2.82%	0	0%	0	0%
Insurance Law	0	0%	0	0%	0	0%	1	2.56%	0	0%
Landlord/Tenant Law	0	0%	0	0%	2	2.82%	2	5.13%	0	0%
Law Practice	8	18.18%	15	25.42%	1	1.41%	0	0%	0	0%
Real Estate Law	4	9.09%	4	6.78%	7	9.86%	4	10.26%	1	5.88%
Social Security Law	0	0%	0	0%	1	1.41%	0	0%	0	0%
Taxation Law	0	0%	2	3.39%	1	1.41%	0	0%	0	0%
Torts	1	2.27%	3	5.08%	2	2.82%	3	7.69%	1	5.88%
Wills/Estates/Probate	1	2.27%	10	16.95%	6	8.45%	5	12.82%	2	11.76%
Workers' Comp.	1	2.27%	0	0%	1	1.41%	1	2.56%	0	0%
Other/Unknown	0	0%	0	0%	0	0%	0	0%	1	5.88%
<b>Total:</b>	<b>44</b>		<b>59</b>		<b>71</b>		<b>39</b>		<b>17</b>	

### Discipline Cases by Area of Law\*\*

	2012		2013		2014		2015		2016	
Admin. Suspension	0	0%	0	0%	0	0%	5	23.81%	0	0%
Admin./Municipal	0	0%	2	5.26%	3	6.67%	0	0%	0	0%
Bankruptcy Law	0	0%	1	2.63%	0	0%	1	4.76%	0	0%
Child Protection Law	0	0%	1	2.63%	0	0%	0	0%	0	0%
Contracts/Consumer	0	0%	0	0%	1	2.22%	0	0%	0	0%
Criminal Law	1	4.76%	3	7.89%	6	13.33%	2	9.52%	0	0%
Family Law	13	61.90%	5	13.16%	14	31.11%	0	0%	2	28.57%
General Practice	3	14.29%	4	10.53%	9	20%	6	28.57%	3	42.86%
Immigration	0	0%	0	0%	1	2.22%	0	0%	0	0%
Landlord/Tenant Law	0	0%	0	0%	1	2.22%	0	0%	0	0%
Law Practice	2	9.52%	12	31.58%	1	2.22%	0	0%	0	0%
Real Estate Law	1	4.76%	0	0%	3	6.67%	1	4.76%	0	0%
Taxation Law	0	0%	2	5.26%	1	2.22%	0	0%	0	0%
Torts	0	0%	1	2.63%	2	4.44%	1	4.76%	0	0%
Wills/Estates/Probate	0	0%	7	18.42%	3	6.67%	4	19.05%	1	14.29%
Workers' Comp.	1	4.76%	0	0%	0	0%	1	4.76%	0	0%
Other/Unknown	0	0%	0	0%	0	0%	0	0%	1	14.29%
<b>Total:</b>	<b>21</b>		<b>38</b>		<b>45</b>		<b>21</b>		<b>7</b>	

\*Sanction Types: Dismissal with Warning, Admonition, Reprimand, Suspension, and Disbarment

\*\*Discipline Types: Reprimand, Suspension, and Disbarment

Note: Above statistics generated from the date of docketing the grievance complaint.

## GRIEVANCE COMMISSION AND COURT MATTERS

### FINAL DISPOSITION

	<b>2012</b>	<b>2013</b>	<b>2014</b>	<b>2015</b>	<b>2016</b>
<b>Bar Counsel</b>					
BCF: Dismissal (Investigation)	104	83	105	33	0
BCF: Dismissal (No Investigation)	39	36	46	20	0
GCF: Dismissal (Investigation)	0	0	0	76	87
GCF: Dismissal (No Investigation)	0	0	0	16	30
<b>Grievance Commission</b>					
Case Review Dismissal	102	66	90	19	0
Case Review Dismissal with Warning	20	15	21	13	9
Hearing Dismissal	0	1	1	0	0
Hearing Dismissal with Warning	3	6	3	0	0
Hearing Admonition	0	0	2	5	1
Hearing Reprimand	6	10	16	9	1
Hearing Reprimand/Probation	0	0	3	1	0
<b>Single Justice/Law Court</b>					
Disbarment	0	1	0	0	0
Dismissal	1	0	1	0	0
Reciprocal Disbarment	1	0	0	1	0
Reciprocal Reprimand	0	1	0	1	0
Reciprocal Suspension	1	1	1	2	1
Reinstatement Approved					
<i>Administrative</i>	6	2	2	2	6
<i>Discipline</i>	0	0	1	0	0
Reinstatement Denied					
<i>Administrative</i>	0	1	0	0	0
<i>Discipline</i>	0	0	0	0	0
Reprimand	3	2	0	0	0
Surrender	5	3	1	2	0
Suspension	8	9	13	0	0
Suspended Suspension	1	4	1	0	0
Suspended Suspension/Probation	0	0	0	1	0
Suspended Suspension/Probation with Monitoring	0	0	1	1	1
Temporary Suspension	3	13	0	0	0
<b>Board Dismissal</b>	0	1	0	1	0
<b>Total:</b>	<b>303</b>	<b>255</b>	<b>308</b>	<b>203</b>	<b>136</b>

Note: Above statistics generated from the date of docketing the grievance complaint.

## GRIEVANCE COMMISSION AND COURT MATTERS

### FINAL DISPOSITION – DISTINCT RESPONDENTS

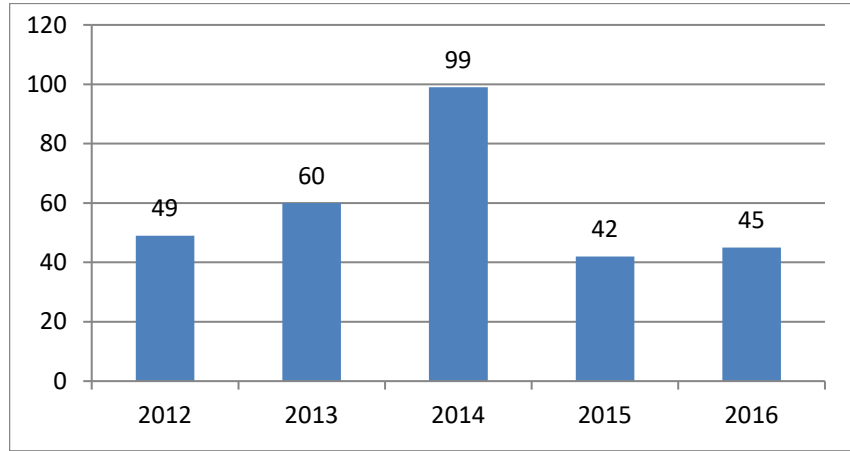
	<b>2012</b>	<b>2013</b>	<b>2014</b>	<b>2015</b>	<b>2016</b>
<b>Bar Counsel</b>					
BCF: Dismissal (Investigation)	97	80	94	31	0
BCF: Dismissal (No Investigation)	34	35	43	20	0
GCF: Dismissal (Investigation)	0	0	0	70	82
GCF: Dismissal (No Investigation)	0	0	0	15	29
<b>Grievance Commission</b>					
Case Review Dismissal	90	61	84	18	0
Case Review Dismissal with Warning	19	15	21	13	9
Hearing Dismissal	0	1	1	0	0
Hearing Dismissal with Warning	3	6	3	0	0
Hearing Admonition	0	0	2	5	1
Hearing Reprimand	6	10	14	9	1
Hearing Reprimand/Probation	0	0	2	1	0
<b>Single Justice/Law Court</b>					
Disbarment	0	1	0	0	0
Dismissal	1	0	1	0	0
Reciprocal Disbarment	1	0	0	1	0
Reciprocal Reprimand	0	1	0	1	0
Reciprocal Suspension	1	1	1	2	1
Reinstatement Approved					
<i>Administrative</i>	6	2	2	2	6
<i>Discipline</i>	0	0	1	0	0
Reinstatement Denied					
<i>Administrative</i>	0	1	0	0	0
<i>Discipline</i>	0	0	0	0	0
Reprimand	2	1	0	0	0
Surrender	3	3	1	2	0
Suspension	3	3	3	0	0
Suspended Suspension	1	2	1	0	0
Suspended Suspension/Probation	0	0	0	1	0
Suspended Suspension/Probation with Monitoring	0	0	1	1	1
Temporary Suspension	2	5	0	0	0
<b>Board Dismissal</b>	0	1	0	0	0
<b>Total:</b>	<b>269</b>	<b>229</b>	<b>275</b>	<b>192</b>	<b>130</b>

*Note: Above statistics generated from the date of docketing the grievance complaint.*

## FEE ARBITRATION COMMISSION

### Fee Arbitration Petitions

Year	Total	Variance
2012	49	-19.67
2013	60	22.45%
2014	99	65.00%
2015	42	-57.58%
2016	45	-7.14%



### Respondents by County

	2012		2013		2014		2015		2016	
Androscoggin	4	8.16%	8	13.33%	23	23.23%	9	21.43%	6	13.33%
Aroostook	3	6.12%	2	3.33%	2	2.02%	0	0%	1	2.22%
Cumberland	14	28.57%	16	26.67%	13	13.13%	17	40.48%	17	37.78%
Franklin	3	6.12%	1	1.67%	2	2.02%	0	0%	0	0%
Hancock	1	2.04%	1	1.67%	1	1.01%	0	0%	1	2.22%
Kennebec	6	12.24%	4	6.67%	13	13.13%	2	4.76%	3	6.67%
Knox	0	0%	3	5.00%	0	0%	2	4.76%	2	4.44%
Lincoln	1	2.04%	2	3.33%	1	1.01%	0	0%	2	4.44%
Oxford	0	0%	1	1.67%	2	2.02%	2	4.76%	3	6.67%
Penobscot	7	14.29%	10	16.67%	18	18.18%	4	9.52%	4	8.89%
Piscataquis	0	0%	0	0%	0	0%	0	0%	0	0%
Sagadahoc	3	6.12%	2	3.33%	1	1.01%	0	0%	0	0%
Somerset	1	2.04%	1	1.67%	1	1.01%	0	0%	0	0%
Waldo	0	0%	0	0%	1	1.01%	0	0%	0	0%
Washington	1	2.04%	0	0%	0	0%	0	0%	1	2.22%
York	2	4.08%	8	13.33%	13	13.13%	6	14.29%	4	8.89%
Out-of-State	3	6.12%	1	1.67%	8	8.08%	0	0%	1	2.22%
<b>Total:</b>	<b>49</b>		<b>60</b>		<b>99</b>		<b>42</b>		<b>45</b>	

Note: Above statistics generated from the date of docketing the fee petition.

## FEE ARBITRATION COMMISSION

### Respondent Firm Size

	2012		2013		2014		2015		2016	
1	24	48.98%	24	40%	63	63.64%	20	47.62%	16	35.56%
2 - 5	15	30.61%	21	35.00%	30	30.30%	16	38.10%	18	40%
6 - 9	0	0%	4	6.67%	5	5.05%	2	4.76%	3	6.67%
10 - 19	7	14.29%	7	11.67%	0	0%	2	4.76%	3	6.67%
20 - 49	0	0%	3	5.00%	0	0%	1	2.38%	4	8.89%
50 - 99	1	2.04%	0	0%	0	0%	0	0%	0	0%
≥100	1	2.04%	0	0%	0	0%	0	0%	1	2.22%
Unknown	1	2.04%	1	1.67%	1	1.01%	1	2.38%	0	0%
<b>Total:</b>	<b>49</b>		<b>60</b>		<b>99</b>		<b>42</b>		<b>45</b>	

### Respondent Age

	2012		2013		2014		2015		2016	
29 or less	0	0%	2	3.33%	0	0%	0	0%	0	0%
30 - 34	1	2.04%	5	8.33%	4	4.04%	1	2.38%	0	0%
35 - 39	3	6.12%	4	6.67%	9	9.09%	1	2.38%	4	8.89%
40 - 44	8	16.33%	12	20%	7	7.07%	2	4.76%	2	4.44%
45 - 49	3	6.12%	7	11.67%	13	13.13%	3	7.14%	0	0%
50 - 54	4	8.16%	4	6.67%	6	6.06%	3	7.14%	7	15.56%
55 - 59	9	18.37%	6	10%	21	21.21%	10	23.81%	7	15.56%
60 - 64	4	8.16%	8	13.33%	12	12.12%	10	23.81%	4	8.89%
65-69	12	24.49%	5	8.33%	20	20.20%	7	16.67%	6	13.33%
≥70	4	8.16%	6	10%	7	7.07%	5	11.90%	9	20%
Unknown	1	2.04%	1	1.67%	0	0%	0	0%	6	13.33%
<b>Total:</b>	<b>49</b>		<b>60</b>		<b>99</b>		<b>42</b>		<b>45</b>	

### Complaint Source

	2012		2013		2014		2015		2016	
Attorney	2	4.08%	1	1.67%	3	3.03%	0	0%	0	0%
Beneficiary	0	0%	0	0%	1	1.01%	0	0%	1	2.22%
Client	41	83.67%	53	88.33%	90	90.91%	39	92.86%	38	84.44%
Opposing Party	1	2.04%	1	1.67%	0	0%	0	0%	1	2.22%
Vendor	0	0%	0	0%	0	0%	0	0%	0	0%
Other	5	10.20%	5	8.33%	5	5.05%	3	7.14%	5	11.11%
<b>Total:</b>	<b>49</b>		<b>60</b>		<b>99</b>		<b>42</b>		<b>45</b>	

Note: Above statistics generated from the date of docketing the fee petition.

## FEE ARBITRATION COMMISSION

### Area of Law

	2012		2013		2014		2015		2016	
Admin./Municipal	1	2.04%	1	1.67%	2	2.02%	2	4.76%	0	0%
Banking	0	0%	0	0%	0	0%	1	2.38%	0	0%
Bankruptcy	3	6.12%	0	0%	3	3.03%	3	7.14%	2	4.44%
Civil Rights	0	0%	1	1.67%	0	0%	0	0%	0	0%
Collections	0	0%	0	0%	0	0%	0	0%	1	2.22%
Commercial/Business	3	6.12%	2	3.33%	1	1.01%	1	2.38%	3	6.67%
Contracts/Consumer	2	4.08%	0	0%	1	1.01%	0	0%	0	0%
Corporate	1	2.04%	1	1.67%	0	0%	0	0%	0	0%
Criminal	7	14.29%	5	8.33%	17	17.17%	4	9.52%	8	17.78%
Education	0	0%	1	1.67%	0	0%	0	0%	0	0%
Employment	0	0%	4	6.67%	1	1.01%	0	0%	3	6.67%
Family	14	28.57%	24	40%	38	38.38%	13	30.95%	10	22.22%
Foreclosure	0	0%	0	0%	0	0%	1	2.38%	0	0%
General Practice	0	0%	0	0%	0	0%	0	0%	1	2.22%
Health Law	0	0%	0	0%	0	0%	1	0%	0	0%
Immigration	0	0%	0	0%	0	0%	1	2.38%	0	0%
Insurance	1	2.04%	2	3.33%	0	0%	0	0%	1	2.22%
Landlord/Tenant	1	2.04%	0	0%	2	2.02%	3	7.14%	0	0%
Litigation/Civil Practice	0	0%	0	0%	0	0%	0	0%	1	2.22%
PFA/Harassment	1	2.04%	0	0%	2	2.02%	0	0%	1	2.22%
Real Estate	10	20.41%	8	13.33%	8	8.08%	6	14.29%	6	13.33%
Social Security	1	2.04%	1	1.67%	3	3.03%	0	0%	1	2.22%
Taxation	0	0%	1	1.67%	0	0%	0	0%	0	0%
Torts	1	2.04%	2	3.33%	4	4.04%	2	4.76%	2	4.44%
Wills/Estates/Probate	0	0%	5	8.33%	12	12.12%	2	4.76%	3	6.67%
Workers' Comp.	1	2.04%	1	1.67%	1	1.01%	0	0%	1	2.22%
Other/Unknown	2	4.08%	1	1.67%	4	4.04%	2	4.76%	1	2.22%
<b>Total:</b>	<b>49</b>		<b>60</b>		<b>99</b>		<b>42</b>		<b>45</b>	

Note: Above statistics generated from the date of docketing the fee petition.

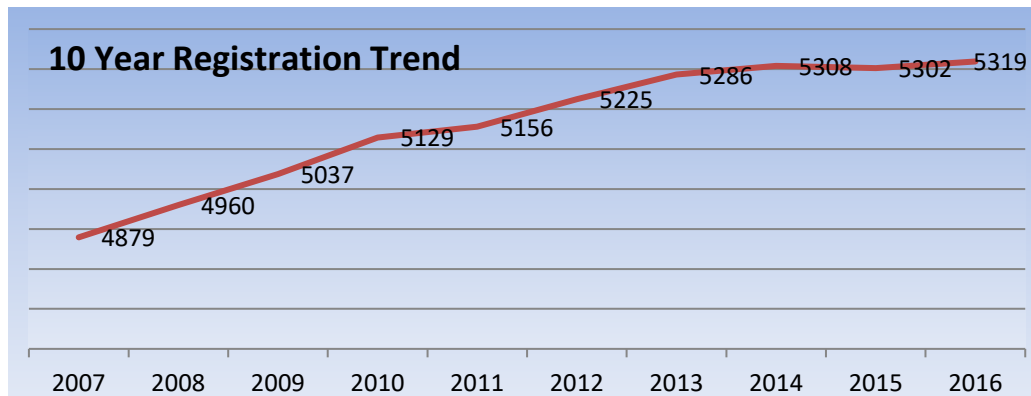
## FEE ARBITRATION COMMISSION

<b>Final Disposition</b>	<b>2012</b>	<b>2013</b>	<b>2014</b>	<b>2015</b>	<b>2016</b>
Award to Respondent	11	13	27	11	6
Award to Petitioner	15	24	22	11	9
Administrative Dismissal	23	23	50	19	14
<b>Total:</b>	<b>49</b>	<b>60</b>	<b>99</b>	<b>41</b>	<b>29</b>

*Note: Above statistics generated from the date of docketing the fee petition.*

## REGISTRATION STATISTICS

	2012		2013		2014		2015		2016	
<b>Resident Attorneys</b>										
Active	3754	71.85%	3807	72.02%	3828	72.12%	3813	71.92%	3818	71.78%
Emeritus	2	0.04%	3	0.06%	5	0.09%	5	0.09%	5	0.09%
Federal Judiciary	0	0%	10	0.19%	12	0.23%	12	0.23%	12	0.23%
Maine Judiciary	82	1.57%	68	1.29%	69	1.30%	67	1.26%	74	1.39%
Law Clerk	26	0.50%	25	0.47%	30	0.57%	28	0.53%	30	0.56%
Subtotal:	3864	73.95%	3913	74.03%	3944	74.30%	3925	74.03%	3939	74.06%
<b>Non - Resident Attorneys</b>										
Active	1360	26.03%	1366	25.84%	1361	25.64%	1375	25.93%	1377	25.89%
Law Clerk	1	0.02%	7	0.13%	3	0.06%	2	0.04%	3	0.06%
Subtotal:	1361	26.05%	1373	25.97%	1364	25.70%	1377	25.97%	1380	25.94%
<b>Total</b>	<b>5225</b>		<b>5286</b>		<b>5308</b>		<b>5302</b>		<b>5319</b>	
<b>Prior Year Variance</b>	<b>69</b>	<b>1.34%</b>	<b>61</b>	<b>1.17%</b>	<b>22</b>	<b>0.42%</b>	<b>-6</b>	<b>-0.11%</b>	<b>17</b>	<b>0.32%</b>



Years Admitted to Practice					
≤ 5 Years	780	14.71%	41 to 45 Years	295	5.56%
6 to 10 Years	681	12.84%	46 to 50 Years	94	1.77%
11 to 15 Years	587	11.07%	51 to 55 Years	34	0.64%
16 to 20 Years	583	11.00%	56 to 60 Years	14	0.26%
21 to 25 Years	583	11.00%	61 to 65 Years	9	0.17%
26 to 30 Years	698	13.16%	66 to 70 Years	6	0.11%
31 to 35 Years	507	9.56%	71 to 75 Years	0	0%
36 to 40 Years	450	8.49%	76 to 80 Years	1	0.02%



## REGISTRATION STATISTICS

### County Demographics

	2012		2013		2014		2015		2016	
Androscoggin	202	3.87%	208	3.93%	208	3.92%	209	3.94%	205	3.84%
Aroostook	75	1.44%	74	1.40%	72	1.36%	75	1.41%	75	1.41%
Cumberland	1916	36.67%	1948	36.85%	1976	37.23%	1987	37.48%	2008	37.88%
Franklin	36	0.69%	33	0.62%	31	0.58%	27	0.51%	28	0.53%
Hancock	101	1.93%	109	2.06%	106	2.00%	104	1.96%	104	1.96%
Kennebec	472	9.03%	489	9.25%	499	9.40%	487	9.19%	468	8.87%
Knox	105	2.01%	107	2.02%	105	1.98%	106	2.00%	103	1.94%
Lincoln	79	1.51%	75	1.42%	73	1.38%	74	1.40%	72	1.35%
Oxford	41	0.78%	41	0.78%	43	0.81%	42	0.79%	45	0.83%
Penobscot	347	6.64%	344	6.51%	347	6.54%	348	6.56%	342	6.39%
Piscataquis	9	0.17%	9	0.17%	10	0.19%	8	0.15%	8	0.15%
Sagadahoc	92	1.76%	89	1.68%	85	1.60%	87	1.64%	87	1.62%
Somerset	41	0.78%	41	0.78%	38	0.72%	36	0.68%	35	0.66%
Waldo	38	0.73%	38	0.72%	39	0.73%	37	0.70%	41	0.73%
Washington	30	0.57%	34	0.64%	35	0.66%	35	0.66%	33	0.64%
York	298	5.70%	306	5.79%	310	5.84%	303	5.71%	315	5.90%
Out-of-State	1343	25.70%	1341	25.37%	1331	25.08%	1337	25.22%	1350	25.31%
<b>Total:</b>	<b>5225</b>		<b>5286</b>		<b>5308</b>		<b>5302</b>		<b>5319</b>	

### County Demographics – Variance Over Prior Year

	2012		2013		2014		2015		2016	
Androscoggin	202	-7.76%	208	2.97%	208	0%	209	0.48%	205	-1.91%
Aroostook	75	-3.85%	74	-1.33%	72	-2.70%	75	4.17%	75	0%
Cumberland	1916	0.95%	1948	1.67%	1976	1.44%	1987	0.56%	2008	1.06%
Franklin	36	9.09%	33	-8.33%	31	-6.06%	27	12.90%	28	3.70%
Hancock	101	1.00%	109	7.92%	106	-2.75%	104	-1.89%	104	0%
Kennebec	472	0.21%	489	3.60%	499	2.04%	487	-2.40%	468	-3.90%
Knox	105	3.96%	107	1.90%	105	-1.87%	106	0.95%	103	-2.83%
Lincoln	79	0%	75	-5.06%	73	-2.67%	74	1.37%	72	-2.70%
Oxford	41	-2.38%	41	0%	43	4.88%	42	-2.33%	45	7.14%
Penobscot	347	2.06%	344	-0.86%	347	0.87%	348	0.29%	342	-1.72%
Piscataquis	9	0%	9	0%	10	11.11%	8	-20%	8	0%
Sagadahoc	92	6.98%	89	-3.26%	85	-4.49%	87	2.35%	87	0%
Somerset	41	0%	41	0%	38	-7.32%	36	-5.26%	35	-2.78%
Waldo	38	2.70%	38	0%	39	2.63%	37	-5.13%	41	10.81%
Washington	30	-9.09%	34	13.33%	35	2.94%	35	0%	33	-5.71%
York	298	2.76%	306	2.68%	310	1.31%	303	-2.26%	315	3.96%
Out-of-State	1343	3.39%	1341	-0.15%	1331	-0.75%	1337	0.45%	1350	0.97%
<b>Total:</b>	<b>5225</b>		<b>5286</b>		<b>5308</b>		<b>5302</b>		<b>5319</b>	

## REGISTRATION STATISTICS

### Firm Size

	2012		2013		2014		2015		2016	
Solo	1382	26.45%	1419	26.84%	1466	27.62%	1468	27.69%	1440	27.07%
2 - 5	1167	22.33%	1226	23.19%	1262	23.78%	1207	22.76%	1170	22.00%
6 - 9	416	7.96%	419	7.93%	425	8.01%	467	8.81%	482	9.06%
10 - 19	413	7.90%	446	8.44%	468	8.82%	481	9.07%	479	9.01%
20 - 49	397	7.60%	404	7.64%	400	7.54%	402	7.58%	394	7.41%
50 - 99	239	4.57%	247	4.67%	201	3.79%	211	3.98%	240	4.51%
≥100	467	8.94%	479	9.06%	531	10%	526	9.92%	531	9.98%
N/A	744	14.24%	646	12.22%	555	10.46%	540	10.18%	583	10.96%
<b>Total:</b>	<b>5225</b>		<b>5286</b>		<b>5308</b>		<b>5302</b>		<b>5319</b>	

### Practice Type

	2012		2013		2014		2015		2016	
Government	522	9.99%	547	10.35%	569	10.72%	576	10.86%	576	10.83%
In-House	334	6.39%	334	6.32%	347	6.54%	374	7.05%	386	7.26%
Judiciary	73	1.40%	70	1.32%	92	1.73%	91	1.72%	96	1.80%
Law Clerk	25	0.48%	33	0.62%	28	0.53%	31	0.58%	32	0.60%
Law School	32	0.61%	33	0.62%	31	0.58%	30	0.57%	28	0.53%
Legal Service	92	1.76%	100	1.89%	102	1.92%	113	2.13%	114	2.14%
Military	13	0.25%	9	0.17%	9	0.17%	6	0.11%	7	0.13%
Private Practice	3333	63.79%	3452	65.30%	3531	66.52%	3470	65.45%	3436	64.60%
Retired	69	1.32%	84	1.59%	88	1.66%	98	1.85%	118	2.22%
Other	732	14.01%	624	11.80%	511	9.63%	513	9.68%	526	9.89%
<b>Total:</b>	<b>5225</b>		<b>5286</b>		<b>5308</b>		<b>5302</b>		<b>5319</b>	

### Age Demographics

	2012		2013		2014		2015		2016	
≤ 29	215	4.11%	209	3.95%	207	3.90%	193	3.64%	177	3.33%
30 - 34	435	8.33%	445	8.42%	470	8.85%	444	8.37%	450	8.46%
35 - 39	447	8.56%	463	8.76%	469	8.84%	496	9.35%	533	10.02%
40 - 44	574	10.99%	534	10.10%	497	9.36%	471	8.88%	472	8.87%
45 - 49	573	10.97%	584	11.05%	576	10.85%	586	11.05%	572	10.75%
50 - 54	758	14.51%	714	13.51%	672	12.66%	644	12.15%	596	11.21%
55 - 59	786	15.04%	789	14.93%	792	14.92%	772	14.56%	766	14.40%
60 - 64	708	13.55%	710	13.43%	716	13.49%	749	14.13%	738	13.87%
65-69	469	8.98%	533	10.08%	561	10.57%	566	10.68%	573	10.77%
≥70	260	4.98%	305	5.77%	348	6.56%	381	7.19%	442	8.31%
<b>Total:</b>	<b>5225</b>		<b>5286</b>		<b>5308</b>		<b>5302</b>		<b>5319</b>	

## REGISTRATION STATISTICS

### AGE & GENDER DEMOGRAPHICS

	2012		2013		2014		2015		2016	
<b>Female</b>										
≤ 29	124	6.85%	117	6.34%	115	6.13%	100	1.89%	91	4.74%
30 - 34	230	12.71%	229	12.42%	241	12.85%	222	4.19%	219	11.41%
35 - 39	210	11.60%	229	12.42%	233	12.43%	251	4.73%	276	14.38%
40 - 44	214	11.82%	207	11.23%	199	10.61%	203	3.83%	207	10.79%
45 - 49	228	12.60%	220	11.93%	214	11.41%	218	4.11%	214	11.15%
50 - 54	268	14.81%	266	14.43%	257	13.71%	243	4.58%	227	11.83%
55 - 59	271	14.97%	279	15.13%	280	14.93%	282	5.32%	282	14.70%
60 - 64	177	9.78%	170	9.22%	195	10.40%	214	4.04%	229	11.93%
65 - 69	73	4.03%	106	5.75%	111	5.92%	117	2.21%	124	6.46%
≥70	15	0.83%	21	1.14%	30	1.60%	36	0.68%	50	2.61%
Subtotal:	1810		1844		1875		1886	35.57%	1919	
<b>Male</b>										
≤ 29	91	2.66%	92	2.67%	92	2.68%	93	1.75%	81	2.38%
30 - 34	205	6.00%	216	6.28%	229	6.67%	222	4.19%	228	6.71%
35 - 39	237	6.94%	234	6.80%	236	6.87%	245	4.62%	255	7.50%
40 - 44	360	10.54%	327	9.50%	298	8.68%	268	5.05%	261	7.68%
45 - 49	345	10.10%	364	10.58%	362	10.54%	368	6.94%	365	10.74%
50 - 54	490	14.35%	448	13.02%	415	12.09%	401	7.56%	365	10.74%
55 - 59	515	15.08%	510	14.82%	512	14.91%	490	9.24%	487	14.32%
60 - 64	531	15.55%	540	15.69%	521	15.18%	535	10.09%	508	14.94%
65 - 69	396	11.60%	427	12.41%	450	13.11%	449	8.47%	453	13.32%
≥70	245	7.17%	284	8.25%	318	9.26%	345	6.51%	397	11.68%
Subtotal:	3415		3442		3433		3416	64.43%	3400	
<b>Total:</b>	<b>5225</b>		<b>5286</b>		<b>5308</b>		<b>5302</b>		<b>5319</b>	

## REGISTRATION STATISTICS

### COUNTY AGE DEMOGRAPHICS

	<b>≤29</b>	<b>30-34</b>	<b>35-39</b>	<b>40-44</b>	<b>45-49</b>	<b>50-54</b>	<b>55-59</b>	<b>60-64</b>	<b>65-69</b>	<b>≥70</b>	<b>TOTAL</b>
Androscoggin	7	25	19	23	25	11	25	27	25	18	<b>205</b>
Aroostook	2	4	7	9	5	9	3	11	9	16	<b>75</b>
Cumberland	79	187	229	202	197	231	256	273	211	143	<b>2008</b>
Franklin	0	0	3	2	3	1	3	5	5	6	<b>28</b>
Hancock	2	6	7	4	11	10	17	16	16	15	<b>104</b>
Kennebec	13	37	27	30	55	46	74	84	62	40	<b>468</b>
Knox	3	7	12	6	12	6	10	17	17	13	<b>103</b>
Lincoln	0	4	5	5	5	7	8	9	12	17	<b>72</b>
Oxford	1	2	7	3	1	4	12	4	7	4	<b>45</b>
Penobscot	15	32	26	17	37	38	62	46	44	25	<b>342</b>
Piscataquis	0	1	0	1	2	0	0	1	2	1	<b>8</b>
Sagadahoc	0	8	13	5	9	13	13	8	7	11	<b>87</b>
Somerset	0	4	2	1	3	3	6	6	7	3	<b>35</b>
Waldo	2	2	7	2	2	4	5	6	6	5	<b>41</b>
Washington	2	2	3	3	3	1	3	4	6	6	<b>33</b>
York	20	16	26	20	23	34	50	43	47	36	<b>315</b>
Out-of-State	31	114	140	139	178	181	221	175	90	81	<b>1350</b>
<b>Total:</b>	<b>177</b>	<b>451</b>	<b>533</b>	<b>472</b>	<b>571</b>	<b>599</b>	<b>768</b>	<b>735</b>	<b>573</b>	<b>440</b>	<b>5319</b>

Note: County is based on attorney's preferred mailing address.

## REGISTRATION STATISTICS

### COUNTY AGE DEMOGRAPHICS BY PRACTICE TYPE

	Androscoggin	Aroostook	Cumberland	Franklin	Hancock	Kennebec	Knox	Lincoln	Oxford	Penobscot	Piscataquis	Sagadahoc	Somerset	Waldo	Washington	York	Out-of-State	Total
Age: ≤29																		
Government	3	0	6	0	0	4	0	0	1	1	0	0	0	0	1	5	2	23
In-House	0	0	6	0	0	0	0	0	0	0	0	0	0	1	0	1	1	9
Law Clerk	0	0	6	0	0	0	0	0	0	2	0	0	0	1	0	1	4	14
Legal Service	0	0	3	0	0	0	0	0	0	1	0	0	0	0	1	3	1	9
Military	0	0	0	0	0	1	0	0	0	0	0	0	0	0	0	0	0	1
Private Practice	4	2	49	0	2	4	2	0	0	8	0	0	0	0	0	9	13	93
Other	0	0	9	0	0	4	1	0	0	3	0	0	0	0	0	1	10	28
<b>Subtotal:</b>	<b>7</b>	<b>2</b>	<b>79</b>	<b>0</b>	<b>2</b>	<b>13</b>	<b>3</b>	<b>0</b>	<b>1</b>	<b>15</b>	<b>0</b>	<b>0</b>	<b>0</b>	<b>2</b>	<b>2</b>	<b>20</b>	<b>31</b>	<b>177</b>
Age: 30 - 34																		
Government	3	1	12	0	1	18	2	0	0	5	0	2	1	0	2	1	20	68
In-House	0	0	13	0	0	1	1	0	0	3	0	1	0	0	0	1	8	28
Law Clerk	0	0	7	0	0	1	0	0	0	0	0	0	0	0	0	0	0	8
Legal Service	0	0	8	0	0	2	0	0	0	1	0	1	0	0	0	0	3	15
Military	0	0	0	0	0	1	0	0	0	0	0	0	0	0	0	0	1	2
Private Practice	21	3	120	0	5	11	3	3	2	21	1	4	1	1	0	12	62	270
Retired	0	0	0	0	0	0	0	0	0	0	0	0	0	0	0	0	1	1
Other	1	0	27	0	0	3	1	1	0	2	0	0	2	1	0	2	19	59
<b>Subtotal:</b>	<b>25</b>	<b>4</b>	<b>187</b>	<b>0</b>	<b>6</b>	<b>37</b>	<b>7</b>	<b>4</b>	<b>2</b>	<b>32</b>	<b>1</b>	<b>8</b>	<b>4</b>	<b>2</b>	<b>2</b>	<b>16</b>	<b>114</b>	<b>451</b>
Age: 35 - 39																		
Government	1	2	22	0	0	6	2	2	0	4	0	3	1	0	0	2	18	63
In-House	0	0	16	1	0	3	0	0	0	2	0	2	1	0	1	1	26	53
Judiciary	0	0	0	0	0	0	1	0	0	0	0	0	0	0	0	0	0	1
Law Clerk	0	0	1	0	0	0	0	0	0	0	0	0	0	0	0	0	0	1
Law School	0	0	1	0	0	0	0	0	0	0	0	0	0	0	0	0	0	1
Legal Service	3	0	5	0	0	3	0	0	0	2	0	0	0	0	0	3	5	21
Private Practice	15	5	151	2	6	12	8	2	6	16	0	5	0	7	1	17	76	329
Other	0	0	33	0	1	3	1	1	1	2	0	3	0	0	1	3	15	64
<b>Subtotal:</b>	<b>19</b>	<b>7</b>	<b>229</b>	<b>3</b>	<b>7</b>	<b>27</b>	<b>12</b>	<b>5</b>	<b>7</b>	<b>26</b>	<b>0</b>	<b>13</b>	<b>2</b>	<b>7</b>	<b>3</b>	<b>26</b>	<b>140</b>	<b>533</b>

# REGISTRATION STATISTICS

## COUNTY & AGE DEMOGRAPHICS

	Androscoggin	Aroostook	Cumberland	Franklin	Hancock	Kennebec	Knox	Lincoln	Oxford	Penobscot	Piscataquis	Sagadahoc	Somerset	Waldo	Washington	York	Out-of-State	Total
<b>Age: 40 - 44</b>																		
Government	1	3	10	1	0	14	2	0	0	2	0	1	1	0	0	2	15	52
In-House	0	0	19	0	0	3	1	0	0	1	0	0	0	0	0	1	16	41
Judiciary	0	0	3	0	0	1	0	0	0	0	0	0	0	0	0	0	0	4
Law Clerk	0	0	4	0	0	0	0	0	0	0	0	0	0	0	0	0	0	4
Law School	0	0	2	0	0	0	0	0	0	0	0	0	0	0	0	0	1	3
Legal Service	0	0	5	0	0	3	0	0	0	1	0	0	0	0	0	0	4	13
Private Practice	20	6	135	1	3	8	2	4	3	11	1	3	0	2	2	15	82	298
Other	2	0	24	0	1	1	1	1	0	2	0	1	0	0	1	2	21	57
<b>Subtotal:</b>	<b>23</b>	<b>9</b>	<b>202</b>	<b>2</b>	<b>4</b>	<b>30</b>	<b>6</b>	<b>5</b>	<b>3</b>	<b>17</b>	<b>1</b>	<b>5</b>	<b>1</b>	<b>2</b>	<b>3</b>	<b>20</b>	<b>139</b>	<b>472</b>
<b>Age: 45 - 49</b>																		
Government	1	0	14	0	2	25	1	0	0	6	0	0	0	1	0	1	20	73
In-House	2	0	25	1	1	4	0	1	0	4	0	1	0	0	0	1	28	68
Judiciary	1	0	0	0	0	1	0	1	0	1	0	0	0	0	1	2	1	4
Law Clerk	0	0	0	0	0	0	0	0	0	1	0	0	0	0	0	0	0	1
Law School	0	0	2	0	0	0	0	0	0	0	0	0	0	0	0	0	2	3
Legal Service	0	1	4	0	0	3	0	0	0	1	0	0	0	0	0	0	3	10
Military	0	0	1	0	0	0	0	0	0	0	0	0	0	0	0	0	2	4
Private Practice	19	4	115	2	8	19	9	3	1	16	2	8	3	1	2	18	105	345
Retired	0	0	1	0	0	0	0	0	0	1	0	0	0	0	0	0	1	2
Other	2	0	35	0	0	3	2	0	0	7	0	0	0	0	0	1	16	76
<b>Subtotal:</b>	<b>25</b>	<b>5</b>	<b>197</b>	<b>3</b>	<b>11</b>	<b>55</b>	<b>12</b>	<b>5</b>	<b>1</b>	<b>37</b>	<b>2</b>	<b>9</b>	<b>3</b>	<b>2</b>	<b>3</b>	<b>23</b>	<b>178</b>	<b>586</b>
<b>Age: 50 - 54</b>																		
Government	0	0	21	1	0	23	1	1	0	6	0	1	1	0	0	4	15	74
In-House	0	1	29	0	0	5	0	0	0	1	0	3	0	0	0	3	36	78
Judiciary	0	2	2	0	0	0	0	0	0	3	0	0	0	0	0	0	1	8
Law Clerk	0	0	1	0	0	0	0	0	0	0	0	0	0	0	0	0	0	1
Law School	0	0	1	0	0	0	0	0	0	0	0	0	0	0	0	0	2	3
Legal Service	1	0	2	0	0	2	0	0	0	0	0	0	0	0	1	1	2	9
Military	0	0	0	0	0	0	0	1	0	0	0	0	0	0	0	0	1	2
Private Practice	8	6	143	0	9	12	5	4	4	22	0	6	2	3	0	22	112	358
Retired	0	0	1	0	0	0	0	0	0	0	0	0	0	0	0	0	0	1
Other	2	0	31	0	1	4	0	1	0	6	0	3	0	1	0	4	12	65
<b>Subtotal:</b>	<b>11</b>	<b>9</b>	<b>231</b>	<b>1</b>	<b>10</b>	<b>46</b>	<b>6</b>	<b>7</b>	<b>4</b>	<b>38</b>	<b>0</b>	<b>13</b>	<b>3</b>	<b>4</b>	<b>1</b>	<b>34</b>	<b>181</b>	<b>599</b>

## REGISTRATION STATISTICS

### COUNTY & AGE DEMOGRAPHICS

	Androscoggin	Arroostook	Cumberland	Franklin	Hancock	Kennebec	Knox	Lincoln	Oxford	Penobscot	Piscataquis	Sagadahoc	Somerset	Waldo	Washington	York	Out-of-State	Total
Age: 55 - 59																		
Government	4	1	19	0	1	45	0	0	2	6	0	1	1	1	0	2	17	100
In-House	0	0	20	0	0	2	0	0	1	2	0	0	0	0	0	2	21	48
Judiciary	1	0	4	0	0	4	0	0	0	4	0	1	1	0	1	2	3	21
Law Clerk	1	0	0	0	0	0	0	0	0	2	0	0	0	0	0	0	0	3
Law School	0	0	2	0	0	0	0	0	0	0	0	0	0	0	0	0	0	8
Legal Service	0	1	3	0	1	2	1	0	0	0	0	0	0	0	0	0	2	10
Private Practice	18	1	183	3	13	20	4	5	9	45	0	9	4	3	1	36	157	511
Retired	0	0	2	0	0	1	0	0	0	0	0	0	0	0	0	0	1	4
Other	1	0	23	0	2	0	5	3	0	3	0	2	0	1	1	8	14	63
<b>Subtotal:</b>	<b>25</b>	<b>3</b>	<b>256</b>	<b>3</b>	<b>17</b>	<b>74</b>	<b>10</b>	<b>8</b>	<b>12</b>	<b>62</b>	<b>0</b>	<b>13</b>	<b>6</b>	<b>5</b>	<b>3</b>	<b>50</b>	<b>221</b>	<b>768</b>
Age: 60 - 64																		
Government	1	3	18	0	1	30	1	1	1	0	0	0	0	0	0	2	14	72
In-House	0	1	14	0	0	1	0	1	1	0	1	0	0	1	1	1	16	38
Judiciary	1	1	8	0	1	6	1	0	0	1	0	0	2	0	0	3	1	25
Law School	0	0	1	0	0	0	0	0	0	0	0	0	0	0	0	0	0	1
Legal Service	0	0	2	0	0	4	0	0	1	0	0	0	0	0	0	0	6	13
Private Practice	25	6	194	5	11	38	12	6	39	0	7	6	4	3	3	34	119	512
Retired	0	0	7	0	1	1	1	1	0	0	0	0	0	0	0	3	4	18
Other	0	0	29	0	2	4	2	0	4	0	0	0	0	0	0	0	15	56
<b>Subtotal:</b>	<b>27</b>	<b>11</b>	<b>273</b>	<b>5</b>	<b>16</b>	<b>84</b>	<b>17</b>	<b>9</b>	<b>46</b>	<b>1</b>	<b>8</b>	<b>6</b>	<b>6</b>	<b>4</b>	<b>4</b>	<b>43</b>	<b>175</b>	<b>735</b>
Age: 65 - 69																		
Government	1	0	6	0	0	21	1	0	1	4	0	1	0	0	0	2	5	42
In-House	0	0	8	0	0	3	0	0	0	1	0	0	0	0	0	2	7	21
Judiciary	0	1	6	0	0	2	0	2	0	3	1	1	0	0	2	1	1	20
Law School	0	0	2	0	0	0	1	0	0	0	0	0	0	0	0	0	2	5
Legal Service	0	0	3	0	0	1	0	0	0	2	0	0	0	0	0	0	0	6
Private Practice	20	8	150	3	14	27	13	10	5	29	1	5	7	1	4	35	58	390
Retired	3	0	12	1	1	3	1	0	1	3	0	0	0	2	0	2	8	37
Other	1	0	24	1	1	5	1	0	0	2	0	0	0	3	0	5	9	52
<b>Subtotal:</b>	<b>25</b>	<b>9</b>	<b>211</b>	<b>5</b>	<b>16</b>	<b>62</b>	<b>17</b>	<b>12</b>	<b>7</b>	<b>44</b>	<b>2</b>	<b>7</b>	<b>7</b>	<b>6</b>	<b>6</b>	<b>47</b>	<b>90</b>	<b>573</b>

# REGISTRATION STATISTICS

## COUNTY & AGE DEMOGRAPHICS

	Androscoggin	Aroostook	Cumberland	Franklin	Hancock	Kennebec	Knox	Lincoln	Oxford	Penobscot	Piscataquis	Sagadahoc	Somerset	Waldo	Washington	York	Out-of-State	Total
Age: $\geq 70$																		
Government	1	0	1	0	0	2	0	2	0	0	0	0	0	0	1	0	3	10
In-House	0	0	2	0	0	0	0	0	0	0	0	0	0	0	0	0	1	3
Judiciary	0	0	6	0	0	1	0	0	0	0	0	0	0	0	0	0	1	8
Law School	0	0	2	0	1	0	0	0	0	0	0	0	0	0	0	0	0	3
Legal Service	0	0	0	0	0	1	0	0	0	1	0	1	0	0	0	0	0	3
Private Practice	16	15	108	6	8	30	13	13	3	20	0	8	3	5	5	32	56	341
Retired	0	0	19	0	5	5	0	1	1	3	1	2	0	0	0	4	14	55
Other	1	1	5	0	1	1	0	1	0	1	0	0	0	0	0	0	6	17
<b>Subtotal:</b>	<b>18</b>	<b>16</b>	<b>14</b>	<b>6</b>	<b>15</b>	<b>40</b>	<b>13</b>	<b>17</b>	<b>4</b>	<b>25</b>	<b>1</b>	<b>11</b>	<b>3</b>	<b>5</b>	<b>6</b>	<b>36</b>	<b>81</b>	<b>440</b>
			2															
<b>Total:</b>	<b>205</b>	<b>75</b>	<b>2008</b>	<b>28</b>	<b>104</b>	<b>468</b>	<b>103</b>	<b>72</b>	<b>87</b>	<b>297</b>	<b>15</b>	<b>85</b>	<b>35</b>	<b>39</b>	<b>33</b>	<b>315</b>	<b>1350</b>	<b>5319</b>